ANDAMENTO EPIDEMIA
LUGLIO 2022

Sistema Socio Sanitario

Regione Lombardia

ATS Insubria

POSITIVI GIORNALIERI E SETTIMANALI

Casi Covid-19 in ATS Insubria (dati aggiornati al 01-07-2022)

Sistema Socio Sanitario Regione Lombardia ATS Insubria	CO	VA	TOT	<12 anni	12-17 anni	18-24 anni	25-49 anni	50-64 anni	65-74 anni	>=75 anni
01-07-2022	652	939	**1591**	110	75	93	573	417	175	148

Casi Covid-19 in ATS Insubria (dati aggiornati al 01-07-2022)

Sistema Socio Sanitario Regione Lombardia ATS Insubria	CO	VA	TOT	<12 anni	12-17 anni	18-24 anni	25-49 anni	50-64 anni	65-74 anni	>=75 anni
Settimana dal 25-giu al 01-lug	3579	5718	**9297**	615	352	497	3556	2364	981	932

ANDAMENTO POSITIVI

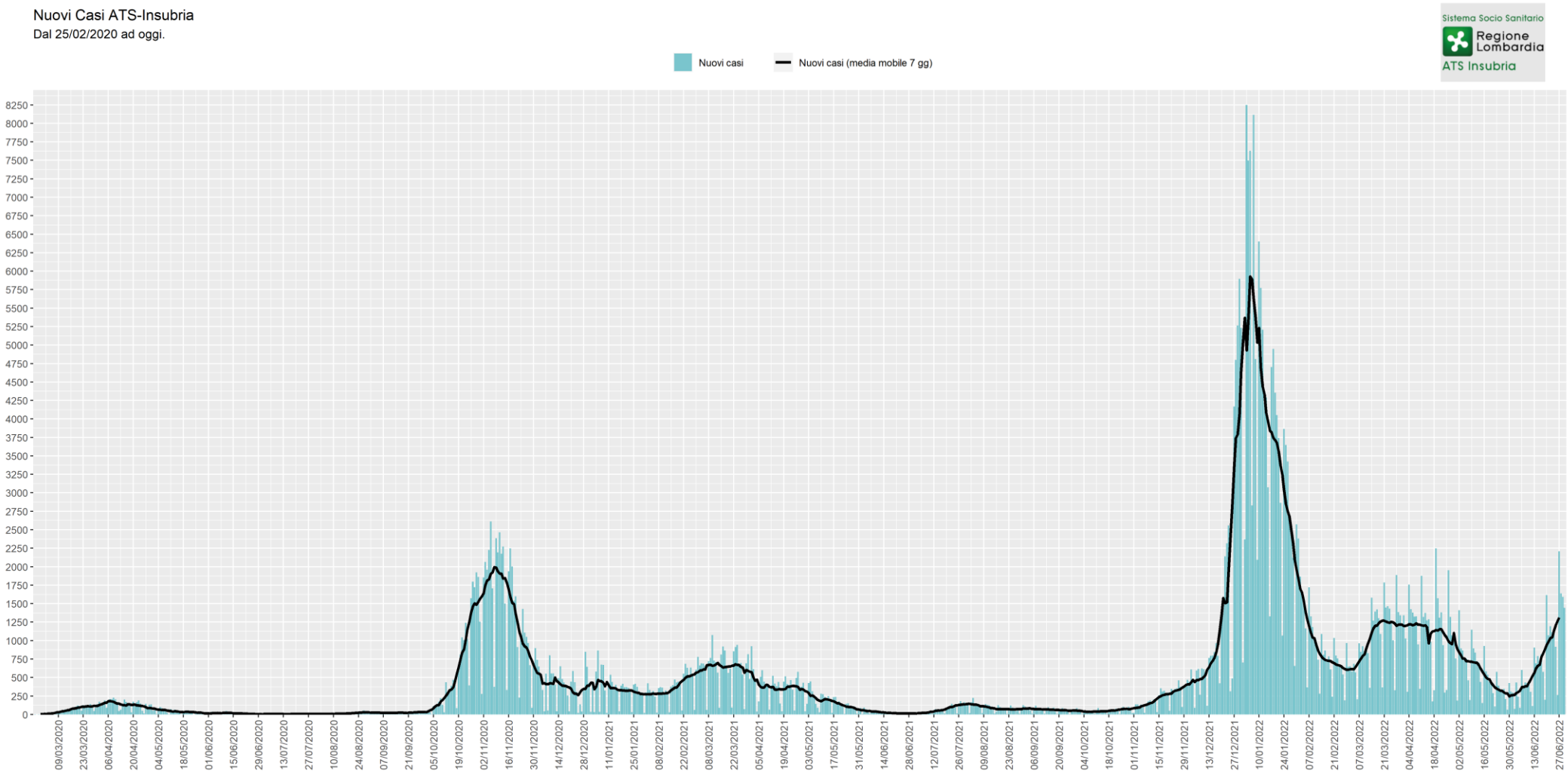

Sistema Socio Sanitario
Regione Lombardia
ATS Insubria

RDT

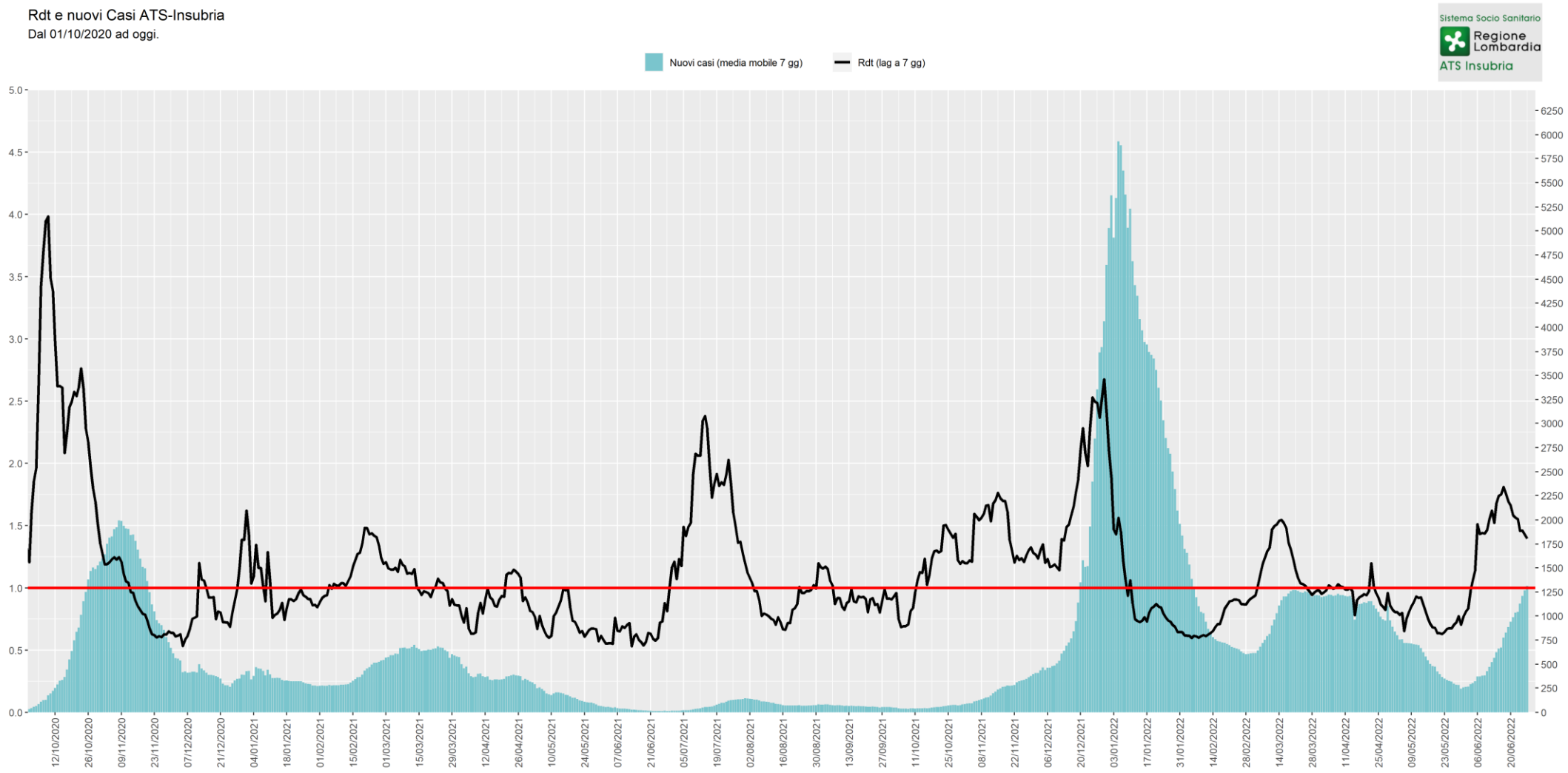

Sistema Socio Sanitario
Regione Lombardia
ATS Insubria

2020/21 VS 2021/22

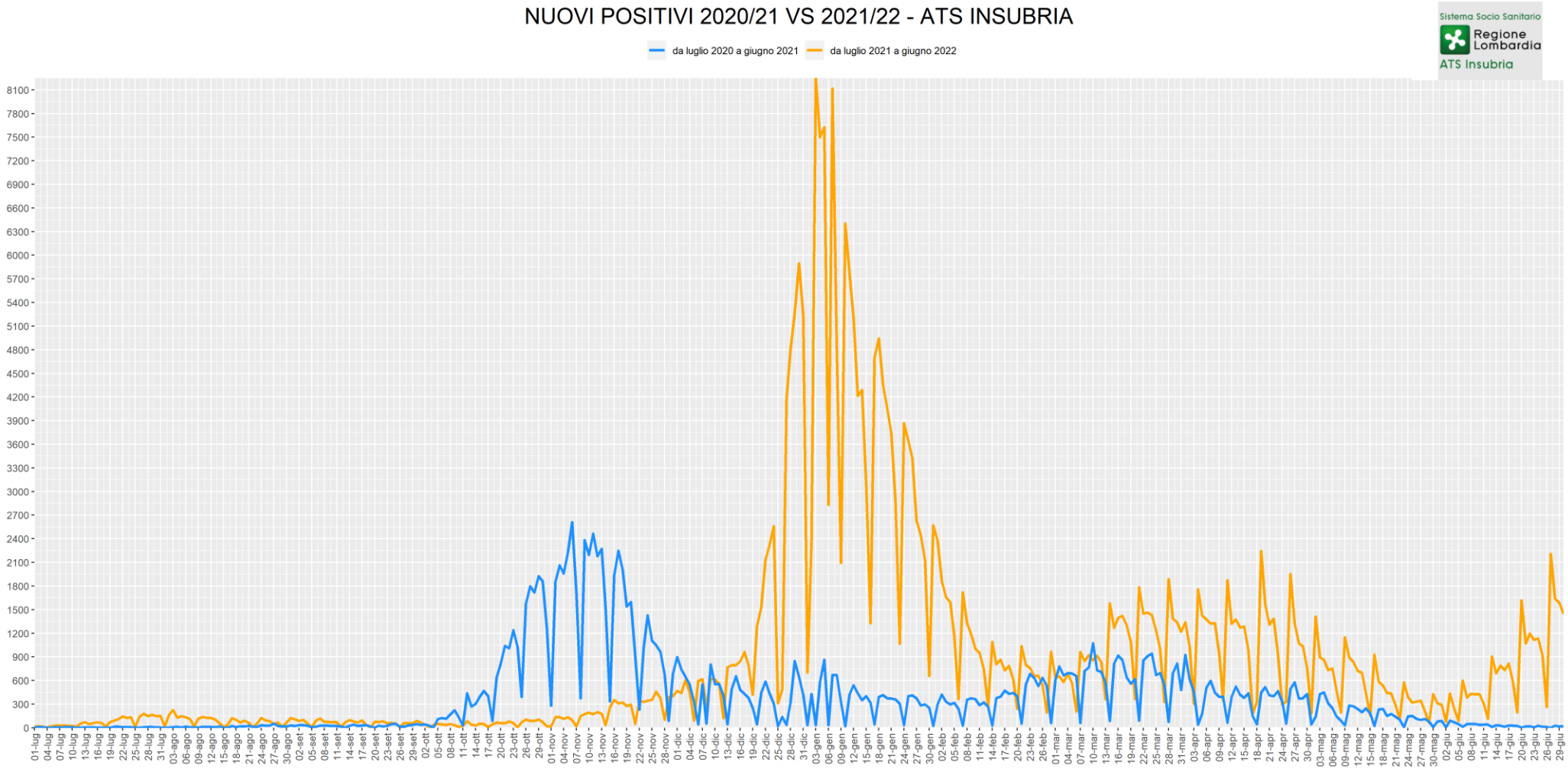

Sistema Socio Sanitario
Regione Lombardia
ATS Insubria

2020/21 VS 2021/22

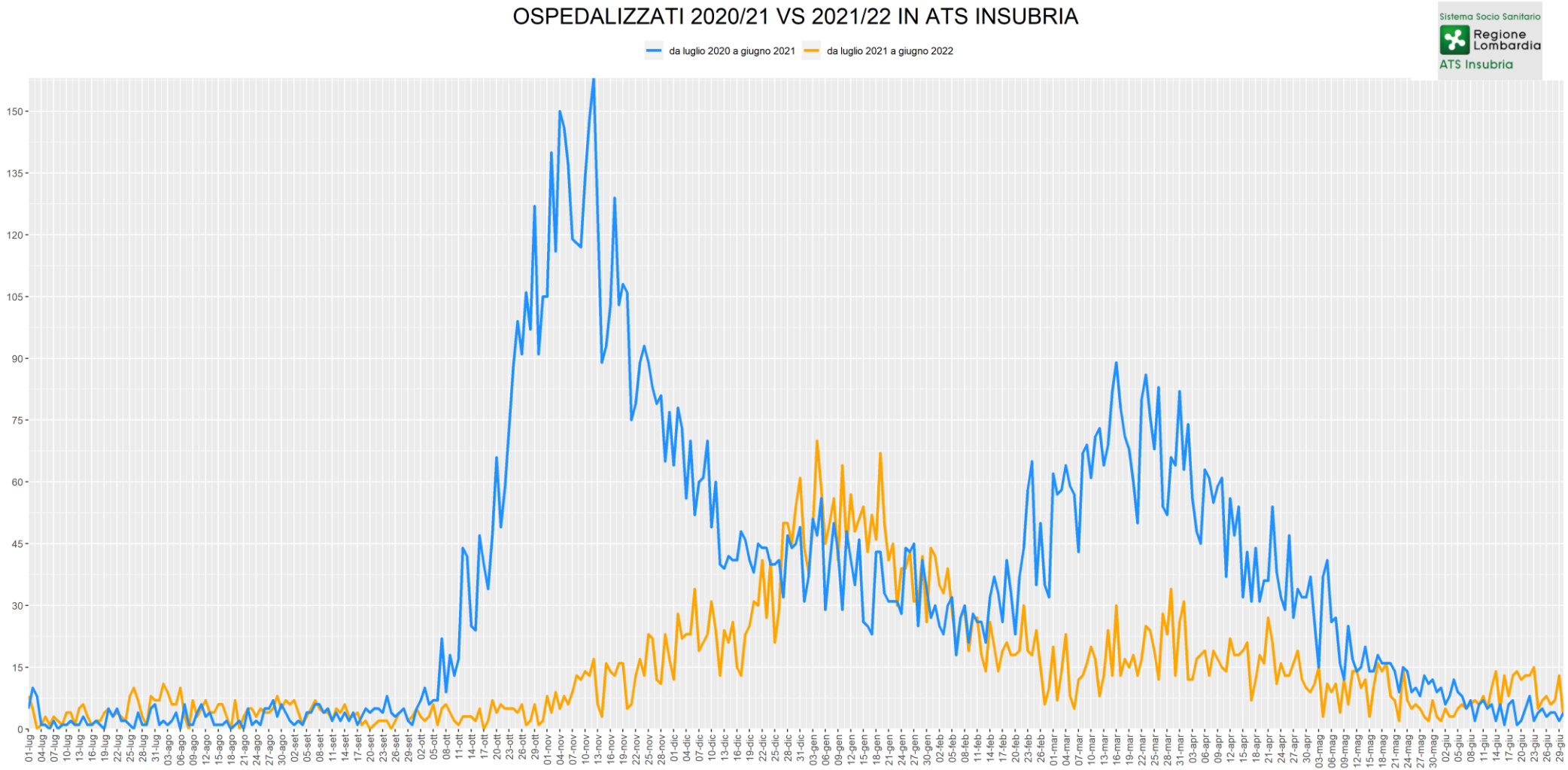

Sistema Socio Sanitario
Regione Lombardia
ATS Insubria

TASSO INCIDENZA ULTIMI 7 GIORNI AMBITO SETTE LAGHI

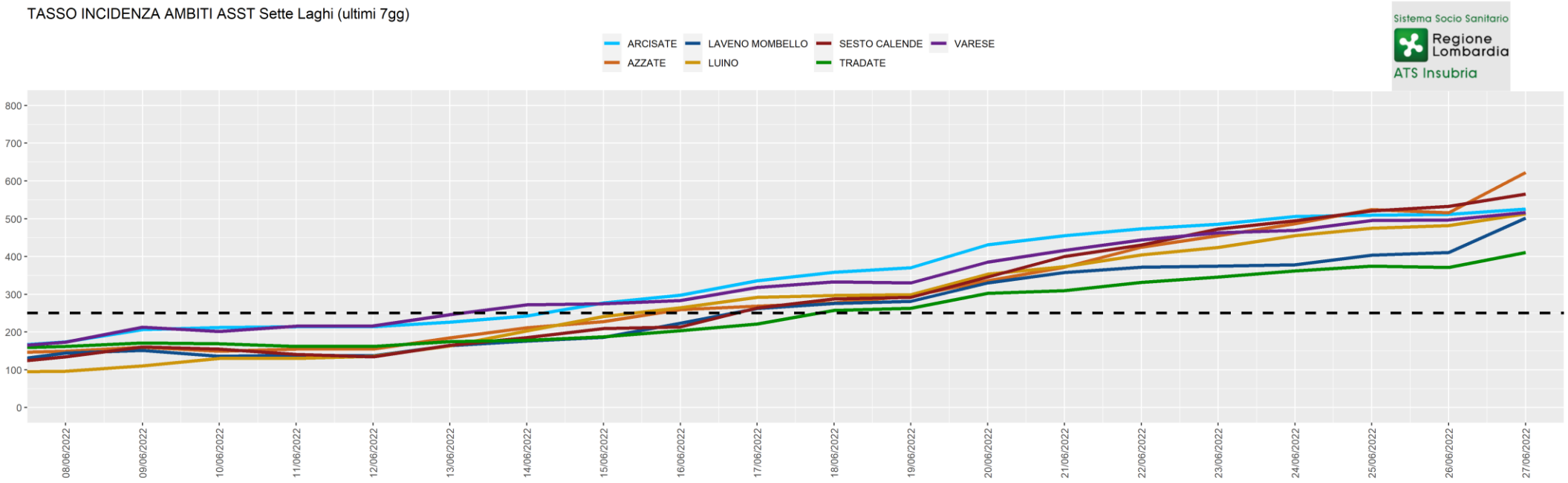

	08/06/22	09/06/22	10/06/22	11/06/22	12/06/22	13/06/22	14/06/22	15/06/22	16/06/22	17/06/22	18/06/22	19/06/22	20/06/22	21/06/22	22/06/22	23/06/22	24/06/22	25/06/22	26/06/22	27/06/22
VARESE	173.51	212.69	201.50	215.49	216.42	246.27	272.39	275.19	283.59	318.10	333.03	330.23	385.27	416.05	444.04	462.70	469.23	495.35	497.21	516.80
SESTO CALENDE	134.79	160.94	154.91	140.83	134.79	164.97	185.08	209.23	213.25	263.54	287.69	291.71	346.03	400.35	430.52	472.77	494.90	521.05	533.12	565.31
ARCISATE	174.00	206.37	212.44	214.46	214.46	226.60	242.79	277.18	297.41	335.86	358.11	370.25	430.95	455.23	473.44	485.57	505.81	509.85	511.88	526.04
AZZATE	149.40	160.07	149.40	154.74	154.74	184.97	211.65	227.66	259.67	268.56	277.46	295.24	336.15	371.72	425.08	455.31	487.33	524.68	515.78	622.50
TRADATE	162.05	171.05	169.25	162.05	162.05	174.65	178.25	187.26	203.46	221.47	257.48	262.88	302.49	309.69	331.30	345.70	361.91	374.51	370.91	410.52
LUINO	96.07	110.57	130.51	130.51	135.94	163.13	203.01	241.07	264.64	291.83	297.26	299.08	353.45	373.39	404.21	424.14	454.96	474.90	482.15	512.96
LAVENO MOMBELLO	144.22	151.43	135.57	138.45	137.01	164.41	175.95	186.05	223.54	262.48	275.46	281.23	330.27	357.67	372.09	374.97	377.86	403.82	411.03	501.89

Sistema Socio Sanitario
Regione Lombardia
ATS Insubria

TASSO INCIDENZA ULTIMI 7 GIORNI AMBITO VALLE OLONA

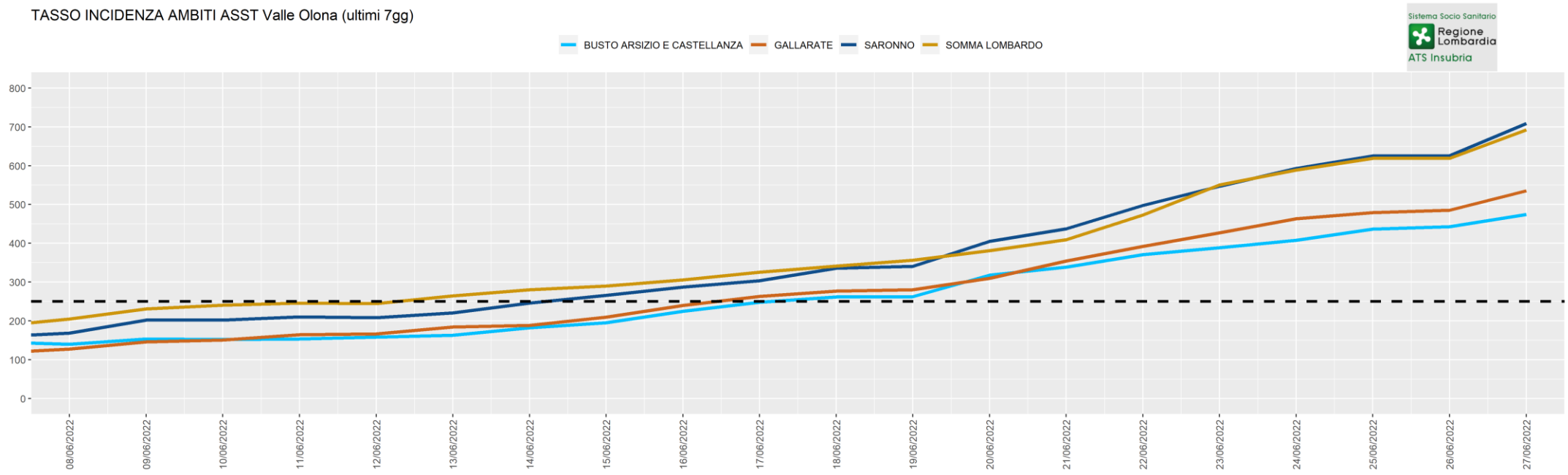

	08/06/22	09/06/22	10/06/22	11/06/22	12/06/22	13/06/22	14/06/22	15/06/22	16/06/22	17/06/22	18/06/22	19/06/22	20/06/22	21/06/22	22/06/22	23/06/22	24/06/22	25/06/22	26/06/22	27/06/22
SARONNO	168.24	202.10	202.10	210.31	208.25	220.56	246.21	265.70	287.25	303.66	335.46	340.59	405.22	437.03	497.55	546.80	592.96	624.76	625.79	708.89
BUSTO ARSIZIO E CASTELLANZA	139.86	153.18	151.85	153.84	158.50	163.17	182.48	195.13	224.44	247.75	261.73	262.40	317.68	338.32	370.95	388.27	407.58	436.89	442.88	474.18
GALLARATE	127.14	145.64	150.47	164.15	166.56	184.27	188.29	210.02	239.79	263.12	276.80	280.02	309.79	354.05	391.87	427.27	463.48	478.77	485.21	535.10
SOMMA LOMBARDO	205.23	230.70	240.61	246.27	244.86	264.67	280.24	290.15	305.72	325.53	341.10	356.67	380.73	409.04	472.73	550.58	588.79	618.52	618.52	692.11

Sistema Socio Sanitario
Regione Lombardia
ATS Insubria

TASSO INCIDENZA ULTIMI 7 GIORNI AMBITO LARIANO

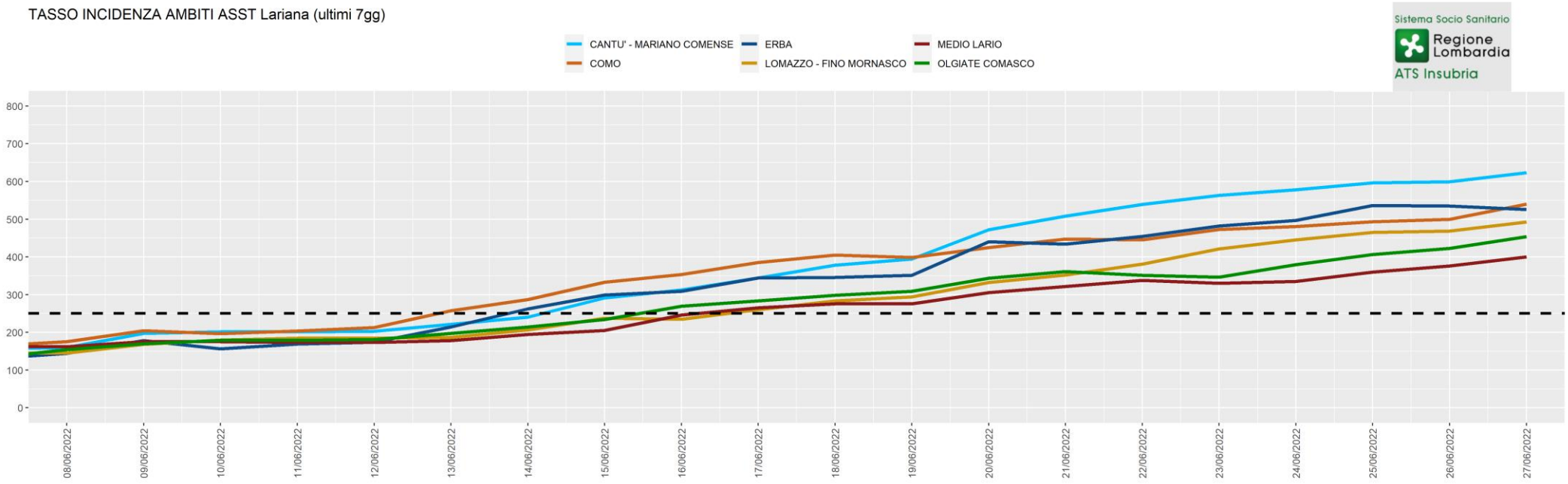

	08/06/22	09/06/22	10/06/22	11/06/22	12/06/22	13/06/22	14/06/22	15/06/22	16/06/22	17/06/22	18/06/22	19/06/22	20/06/22	21/06/22	22/06/22	23/06/22	24/06/22	25/06/22	26/06/22	27/06/22
CANTU' - MARIANO COMENSE	159.96	197.10	201.65	201.65	203.17	221.36	240.31	291.10	312.33	344.17	378.28	394.20	472.28	507.91	539.00	563.25	578.42	596.61	599.64	623.14
COMO	175.28	204.14	196.39	203.43	212.58	257.64	287.20	332.96	353.37	385.05	404.76	398.42	425.17	447.70	445.58	473.04	480.78	493.45	499.79	539.91
ERBA	144.14	178.45	156.49	168.84	174.34	214.14	262.19	299.25	308.86	344.55	345.93	351.42	440.64	433.78	454.37	481.83	496.93	536.73	535.36	525.75
LOMAZZO - FINO MORNASCO	144.97	168.17	179.77	184.60	184.60	186.53	206.83	237.75	234.86	259.98	283.18	293.81	332.47	351.80	380.79	421.39	445.55	464.88	468.74	492.91
OLGIATE COMASCO	154.56	170.02	178.85	178.85	181.06	197.62	214.18	234.05	269.38	283.73	298.08	309.12	343.35	361.01	351.07	346.66	379.78	406.28	422.84	453.75
MEDIO LARIO	162.20	175.71	175.71	173.01	173.01	178.42	194.64	205.45	246.00	264.92	275.74	275.74	305.47	321.69	337.91	329.80	335.21	359.54	375.76	400.09

Sistema Socio Sanitario
Regione Lombardia
ATS Insubria

POSITIVITA' PER FASCE DI ETA'

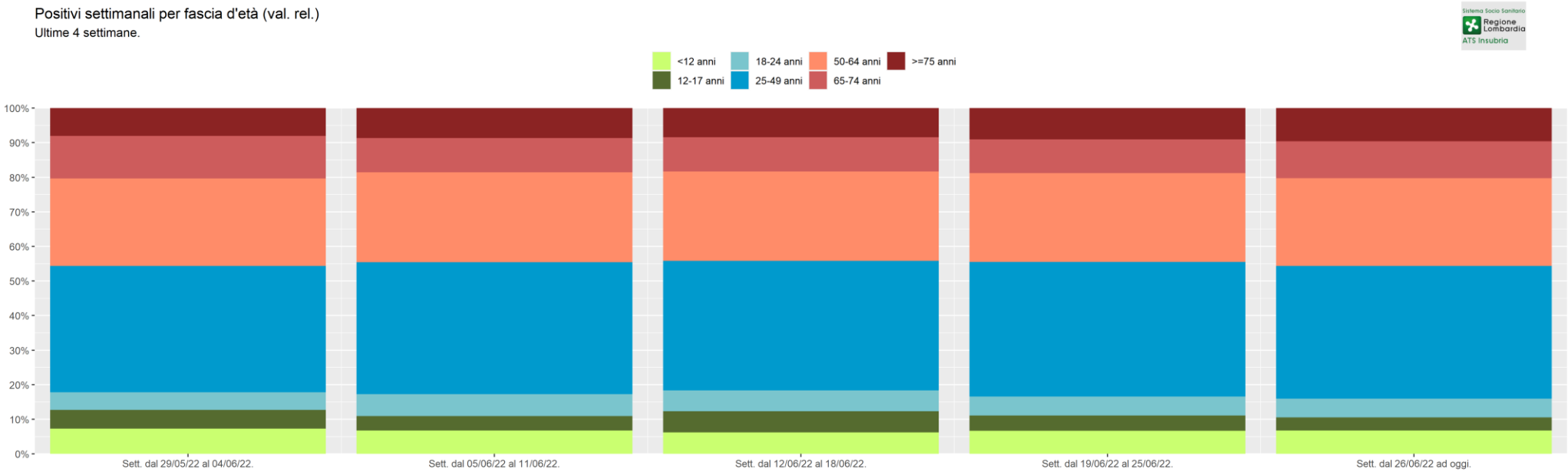

	Sett. dal 29/05/22 al 04/06/22.	Sett. dal 05/06/22 al 11/06/22.	Sett. dal 12/06/22 al 18/06/22.	Sett. dal 19/06/22 al 25/06/22.	Sett. dal 26/06/22 ad oggi.
>=75 anni	148	231	391	655	686
65-74 anni	228	262	456	704	760
50-64 anni	466	692	1199	1867	1817
25-49 anni	675	1016	1732	2817	2742
18-24 anni	95	170	279	397	385
12-17 anni	100	110	283	319	271
<12 anni	134	180	289	486	482

Sistema Socio Sanitario
Regione Lombardia
ATS Insubria

PERCENTUALE TAMPONI PER ESITO – ATS INSUBRIA

Sistema Socio Sanitario
Regione Lombardia
ATS Insubria

Sistema Socio Sanitario

Regione Lombardia

ATS Insubria

www.ats-insubria.it